



GRA

Integrity.Fairness.Service.

GRA QUARTERLY REVENUE BULLETIN FIRST QUARTER 2022

[f](#) [t](#) [@](#) [v](#) @ GhanaRevenue



REVENUE PERFORMANCE FOR FIRST QUARTER

(JANUARY TO MARCH, 2022)

This revenue report represents highlight of GRA's total revenue collection for 1st quarter 2022 (January - March).

Revenue Collected for the period: **GH¢15,062.37M**

Target for the period : **GH¢16,723.44M**

A shortfall of **GH¢1,661.07M** recorded representing (9.9%) deviation.

The performance represents nominal growth rate of **22.9%** over same period 2021.

Domestic revenue grew by: **Nominal – 22.7%**

Customs revenue grew by: **Nominal – 23.2%**

ACTUAL VRS TARGET

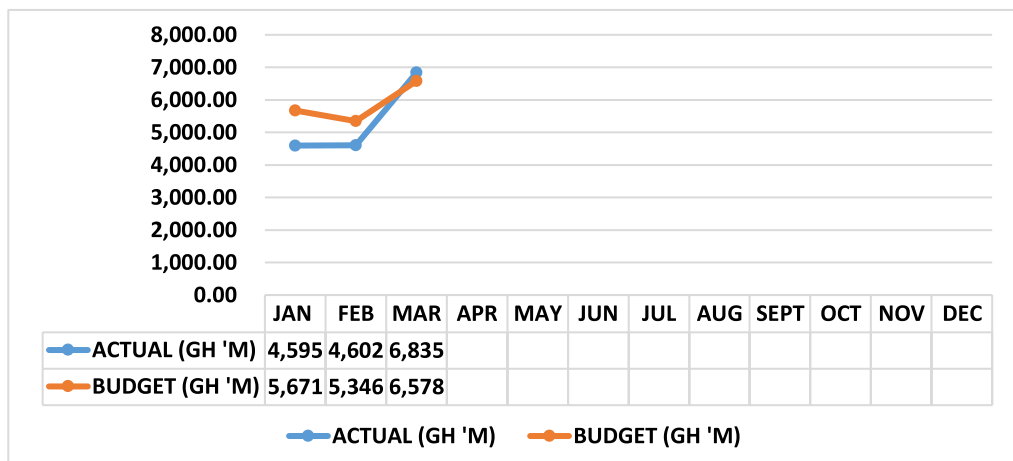


Figure 1

TAX REVENUE PERFORMANCE BY TAX TYPES (JAN – MARCH, 2022)

Table 1 shows tax revenue performance by tax types for January to March 2022

Table 1

TAX TYPE	ACTUAL GH¢'M	BUDGET GH¢'M	DEV GH¢'M	DEV %
DT (DIRECT)	6,710.67	7,596.92	(886.26)	(11.7)
PAYE	2,502.96	2,749.30	(246.34)	(9.0)
SELF-EMPLOYED COMPANIES	132.28	296.90	(164.62)	(55.4)
OTHERS	3,363.16	3,835.89	(472.73)	(12.3)
MINERAL ROYALTY	54.03	266.27	(212.25)	(79.7)
AIRPORT TAX	313.47	241.74	71.73	29.7
NFSL	125.90	92.56	33.34	36.0
FINANCIAL SECTOR RECOVERY LEVY	132.71	62.33	70.38	112.9
	86.15	51.93	34.23	65.9
DT (INDIRECT)	3,965.14	4,014.08	(48.95)	(1.2)
DOMESTIC VAT	1,832.97	1,938.24	(105.27)	(5.4)
DOMESTIC EXCISE	160.72	157.72	3.00	1.9
DOMESTIC NHIL	461.84	434.81	27.03	6.2
DOMESTIC GETFUND	461.84	434.81	27.03	6.2
CST	125.79	140.23	(14.44)	(10.3)
COVID-19 HEALTH RECOVERY LEVY (FLAT RATE)	149.95	64.54	85.41	132.3
COVID-19 HEALTH RECOVERY LEVY (STANDARD)	183.50	112.26	71.23	63.5
E-TRANSACTION LEVY	0.00	0.00	0.00	-
SPECIAL PETROLEUM TAX	588.53	731.47	(142.94)	(19.5)
SUB-TOTAL DOMESTIC TAXES	10,675.80	11,611.01	(935.21)	(8.1)
CUSTOMS	4,386.57	5,112.44	(725.87)	(14.2)
IMPORT DUTIES & LEVIES	1,926.11	2,248.54	(322.43)	(14.3)
IMPORT VAT	1,294.50	1,467.23	(172.73)	(11.8)
IMPORT NHIL	244.18	320.24	(76.05)	(23.7)
IMPORT GETFUND	244.20	322.14	(77.94)	(24.2)
IMPORT COVID-19 HEALTH RECOVERY LEVY	99.87	94.37	5.50	5.8
SUB-TOTAL	3,808.87	4,452.51	(643.65)	(14.5)
PETROLEUM EXCISE & LEVIES	577.70	659.92	(82.22)	(12.5)
TOTAL TAX REVENUE	15,062.37	16,723.44	(1,661.07)	(9.9)
ENERGY DEBT RECOVERY LEVY	600.80	670.58	(69.77)	(10.4)
ENERGY SECTOR RECOVERY LEVY	251.78	137.82	113.96	82.7
SANITATION & POLLUTION LEVY	118.51	64.42	54.09	84.0
GRAND TOTAL	16,033.46	17,596.26	(1,562.80)	(8.9)

PERFORMANCE BY DIVISIONS (JANUARY – MARCH, 2022)

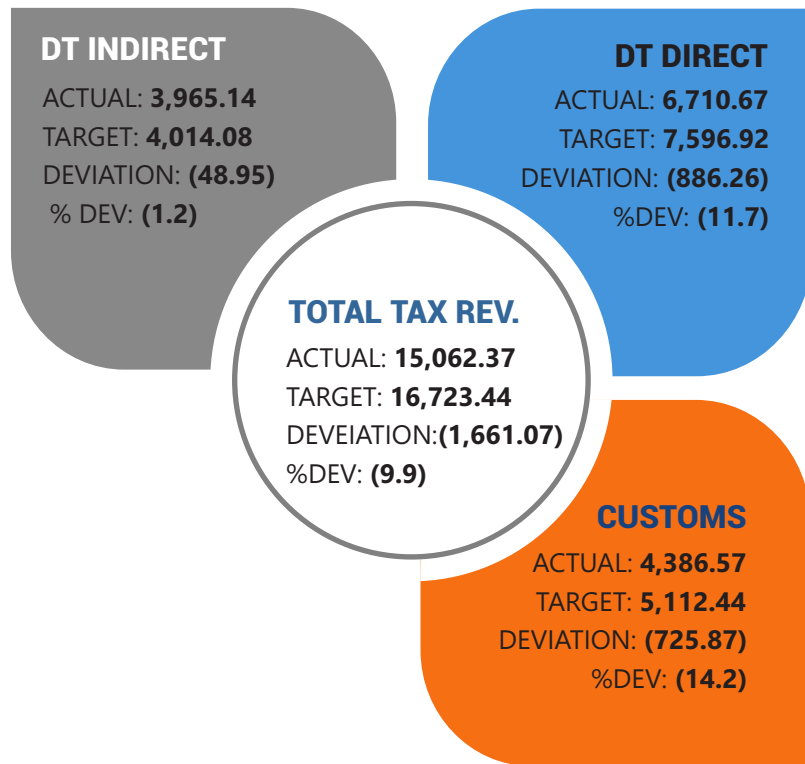


Figure 2

PERCENTAGE CONTRIBUTION BY DIVISIONS TO TOTAL REVENUE

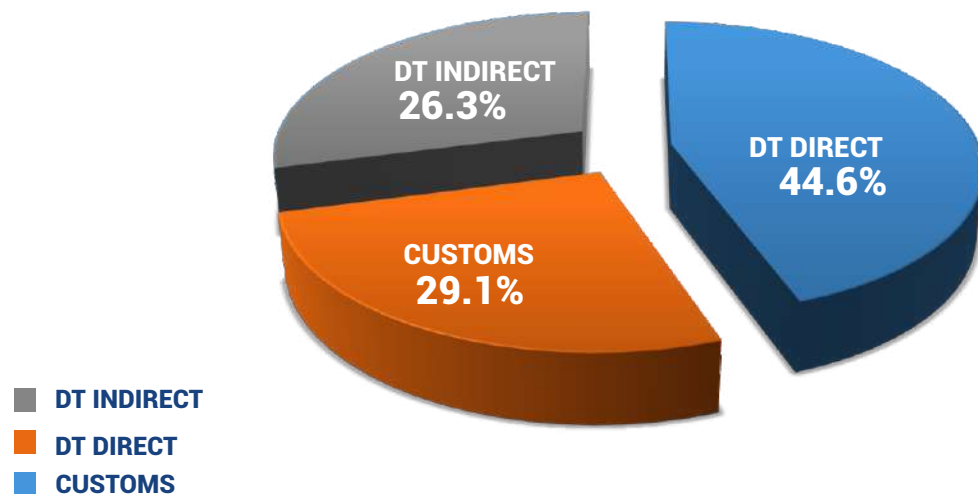


Figure 3

NOMINAL GROWTH ANALYSIS (JAN – MARCH, 2022)

Table 2 shows tax revenue performance by tax types for January to March 2022

Table 2

TAX TYPE	YTD -2022	YTD 2021	GROWTH	ACT. GROWTH
	GH¢'M	GH¢'M	GH¢'M	%
DT (DIRECT)	6,710.67	5,712.10	998.56	17.5
PAYE	2,502.96	2,354.87	148.09	6.3
SELF-EMPLOYED COMPANIES	132.28	111.06	21.23	19.1
OTHERS	3,363.16	2,745.93	617.23	22.5
MINERAL ROYALTY	54.03	45.02	9.00	20.0
AIRPORT TAX	313.47	339.41	(25.95)	(7.6)
NFSL	125.90	37.88	88.02	232.4
FINANCIAL SECTOR RECOVERY LEVY	132.71	77.93	54.78	70.3
	86.15	0.00	86.15	-
DT (INDIRECT)	3,965.14	2,985.13	980.01	32.8
DOMESTIC VAT	1,832.97	1,579.43	253.54	16.1
EXCISE	160.72	123.95	36.77	29.7
DOMESTIC NHIL	461.84	324.76	137.08	42.2
DOMESTIC GETFUND	461.84	324.76	137.08	42.2
CST	125.79	69.86	55.93	80.1
COVID-19 HEALTH RECOVERY LEVY (FLAT RATE)	149.95	0.00	149.95	-
COVID-19 HEALTH RECOVERY LEVY (STANDARD)	183.50	0.00	183.50	-
E-TRANSACTION LEVY	0.00	0.00	0.00	-
SPECIAL PETROLEUM TAX	588.53	562.36	26.17	4.7
SUB-TOTAL	10,675.80	8,697.23	1,978.57	22.7
CUSTOMS	4,386.57	3,561.06	825.51	23.2
IMPORT DUTIES	1,926.11	1,515.97	410.14	27.1
IMPORT VAT	1,294.50	1,085.54	208.97	19.3
IMPORT NHIL	244.18	206.76	37.42	18.1
IMPORT GETFUND	244.20	207.14	37.06	17.9
IMPORT COVID-19 HEALTH RECOVERY LEVY	99.87	0.00	99.87	-
SUB-TOTAL	3,808.87	3,015.41	793.46	26.3
PETROLEUM	577.70	545.65	32.05	5.9
TOTAL TAX REVENUE	15,062.37	12,258.29	2,804.08	22.9
ENERGY DEBT RECOVERY LEVY	600.80	573.32	27.48	4.8
ENERGY SECTOR RECOVERY LEVY	251.78	0.00	251.78	-
SANITATION & POLLUTION LEVY	118.51	0.00	118.51	-
GRAND TOTAL	16,033.46	12,831.61	3,201.85	25.0

Table 3 shows the first quarters (January – March), trend of CIF Value for 2012 to 2022

Table 3

MONTH/YEAR	CIF VALUE (USD)										
	2012	2013	2014	2015	2016	2017	2018	2019	2020	2021	2022
JANUARY	1,277.25	1,094.06	1,015.39	948.51	1,110.04	835.70	855.26	999.57	660.97	682.43	793.50
FEBRUARY	1,085.11	878.33	742.08	755.91	861.59	772.04	8770.83	827.66	514.88	613.10	755.01
MARCH	1,172.69	1,028.72	749.25	873.91	906.06	938.42	953.97	809.65	621.92	751.49	567.13
TOTAL	3,535.05	3,001.11	2,506.72	2,578.16	2,877.69	2,546.16	2,680.06	2,636.88	1,797.77	2,047.02	2,115.64
GROWTH (ACTUAL)		(533.94)	(494.39)	71.44	299.53	(331.53)	133.89	(43.18)	(839.11)	(589.86)	317.88
GROWTH(%)		(15.10)	(16.47)	2.85	11.62	(11.52)	5.26	(1.61)	(31.82)	(22.37)	17.68